

Weekly Readings Assignment (HIS 3310)

Most weeks, you will have at least two reading assignments to guide our in-class discussions. Set aside an hour or so each week to read and take notes ... regardless of whether or not you are submitting the formal assignment.

ASSIGNMENT

For the weekly reading assignment, you will submit seven (7) entries, worth up to 3 pts. each (the total for this assignment is 21% of your final grade). With ten potential weeks, that means you can take three (3) weeks off without penalty. **It is highly recommended** you complete most of this assignment before or after Spring Break and not wait until the end. Usually, those who wait fall short of the required number of submissions, and each missed assignment knocks off 3% of your final grade.

Style:

Write to a general audience, not classmates nor the instructor. In other words, pretend your readers are friends, family members, or someone who found our website online.

Structure:

A few sentences about the week's topic and mention your reading(s). Hyperlink to the article if possible using links provided on the course website. Then, choose an approach (you can vary it up throughout the semester) from the following ...

Options

1. KNEW/NEW - Explain one (1) to two (2) aspects of the readings you KNEW, and two (2) to three (3) aspects that were NEW to you. Elaborate on each, or as a group (knew and new)
2. QUOTE - copy and paste a quote (use quotation marks) and then elaborate on how that quote gets to the heart of the reading and topic. If needed, you could choose two quotes.
3. CRITICAL ANALYSIS - choose one approach by the author that worked (explain why), and one approach that did not work (explain why). The latter could include use of sources, gaps in the story, argument is not persuasive, writing style, or does not speak to the state theme or topic.

Format:

- Post no later than by Monday (11:59pm) *before* we discuss the readings on Tuesday & Thursday.
- Aim for 350-500 words; no less than 350 words, no more than 500 words.
- No need to cite in blog posts, just hyperlink the sources when you reference them.
- Seven (7) submissions; up to 3 pts. each for the 21% of your course grade.

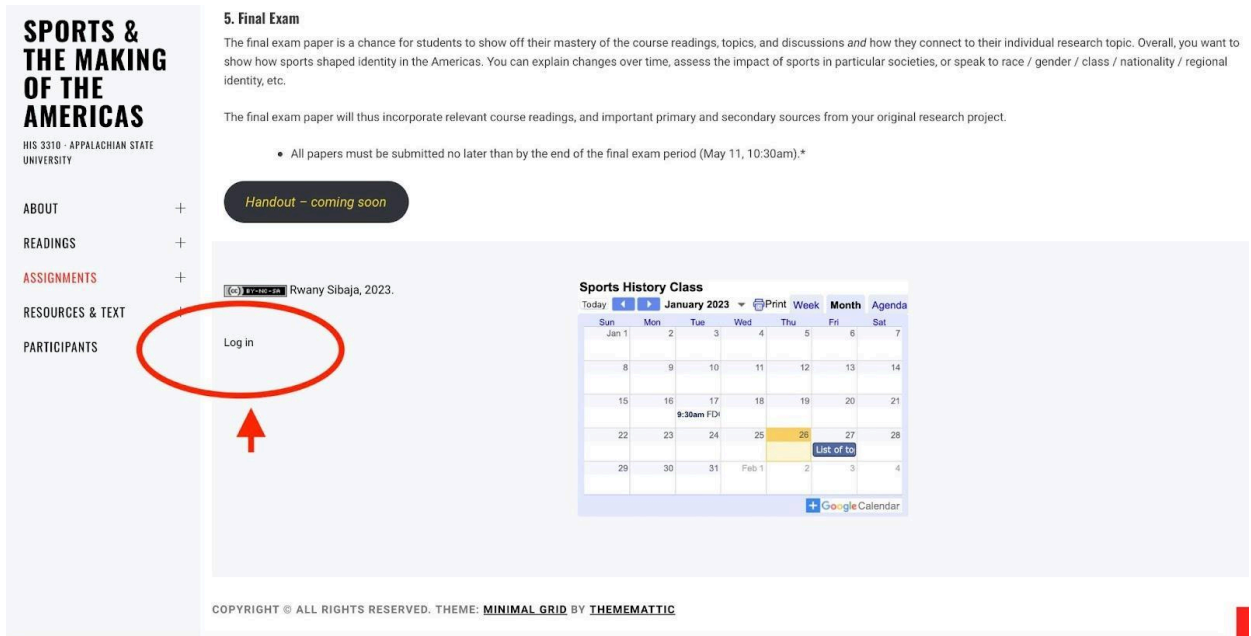
How to post:

Log into the course website using your WordPress username and password (you can set your computer to remember both). Click "New (Post)" or Posts > "Add New Post". Provide an appropriate title for your post. Double check for grammar and readability. Select the appropriate category (i.e. Week 07). Add any relevant media. Then, publish!

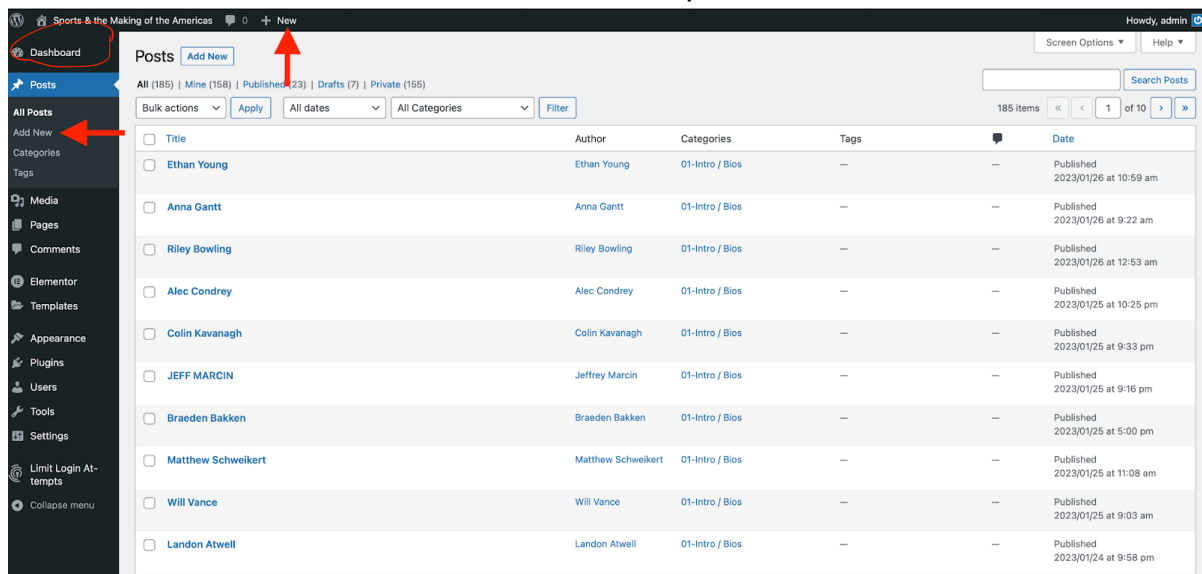
[Note: you can save a draft, or you can type in Google Docs or Word and when finished copy and paste into WordPress]

DIRECTIONS - SCREENSHOTS

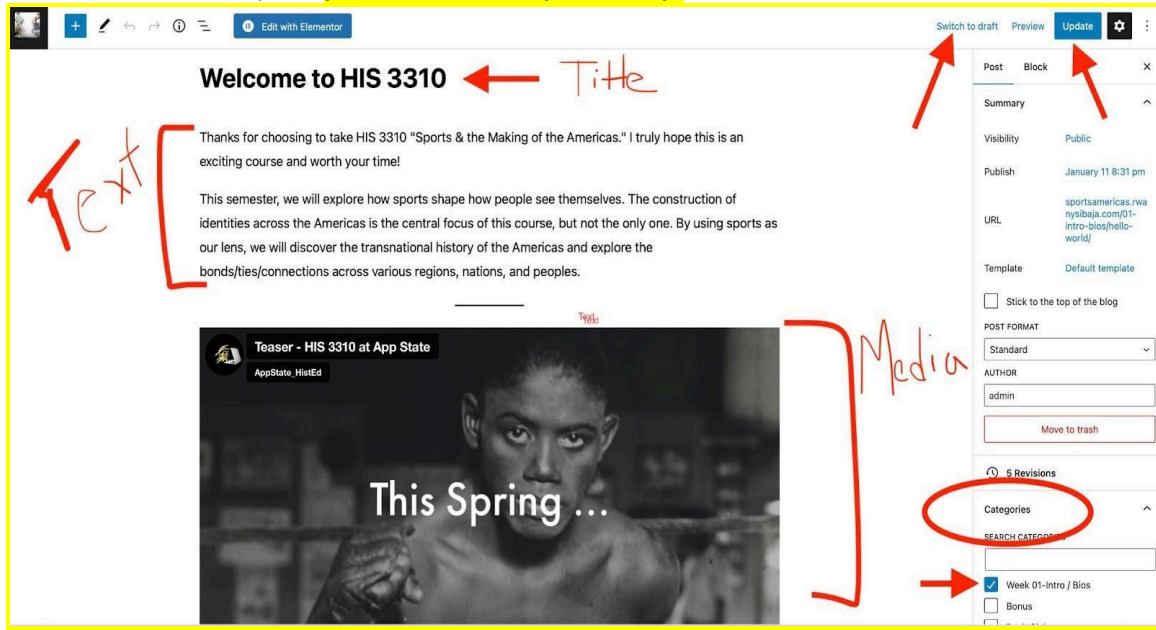
1. Log in to the [course website](#) - link on the sidebar menu (above the calendar)



2. Go to the dashboard (if not automatic, hover on the course title in the black bar at the top of the page and select "Dashboard")
3. In the dashboard, hover over "+ NEW" in the top black bar, and select "Post"



4. Write your post: Enter the title / Enter the body text /Have fun and enter other media (images, video, audio, tables, etc. if warranted). Use the Block Editor function to add any elements beyond the default paragraph element, or to style your post.
 - Before finishing, select the appropriate “category” (i.e. week 03—Icons of South America) >> please do not skip this step.



5. When finished, either: select “Publish” OR” Save as Draft.” You can also write your blog post or in Google Doc (or Word), and then copy and paste it later in WP when ready to publish.

- If you see an error after posting, you can still make edits and click “Update”

FINAL SELF EVALUATION – HIS 3310 / Name:

Criteria	Self-Assessment	Reason	Instructor Assessment	Reason
Met Basic Requirements <ul style="list-style-type: none"> • Posted Seven (7) Weekly Readings Analysis • On Time • Clearly selected one option • Adhered to word count • Used hyperlinks and/or added media 	CHOOSE ▾		CHOOSE ▾	
Quality of Thought (Analysis) Does your post capture the essence of the articles? Does your analysis add, or expand upon the issues raised in the article? Does it address the theme of the week? Does it raise questions or offer observations?	CHOOSE ▾		CHOOSE ▾	
Communication Were your posts ... <ul style="list-style-type: none"> • Written in an accessible manner (clear, minimal errors)? • Written for a general audience? • Respectful in tone? 	CHOOSE ▾		CHOOSE ▾	

SELF-ASSESSMENT: _____ out of 21 points

** Any additional comments? -*

Instructor's Comments:

TOTAL: _____ out of 21 points

Note: your score cannot exceed the maximum point total possible based on the number of submissions. For example, a self assessment score based on 4 submitted posts (up to 3 pts. each) cannot exceed 12 pts.